



MARKET FORUM

Exploring Opportunities with MPOC

Mohd Izham Hassan
Malaysian Palm Oil Council

MPOC | MARKET FORUM | August 3, 2022

Sub-Saharan Africa

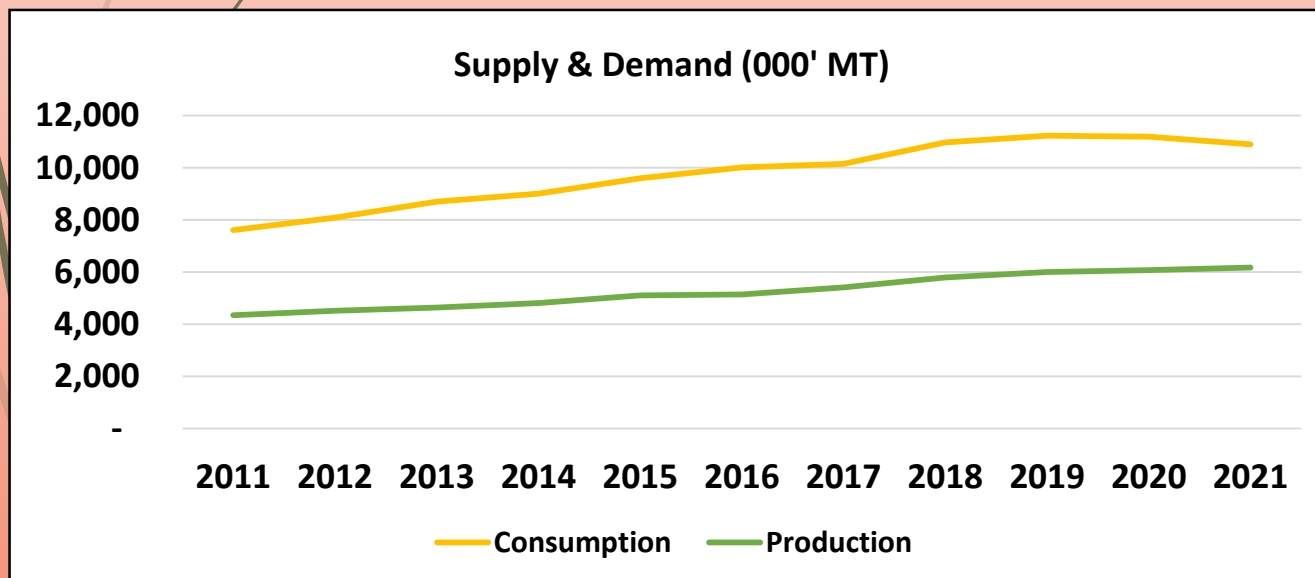


- ▶ Commodity Driven Economy
 - ▶ Commodities (Agricultural products, minerals, natural gas) automotive manufacturing, & financial services.
 - ▶ COVID-19 has plunged the region into its first recession in over 25 years
- ▶ Socioeconomic inequality/instability
- ▶ Trade Policies
 - ▶ Regional
 - ▶ Continent wide

Sub-Saharan Africa Oils and Fats Situation 2011 – 2021

('000 MT)	2017	2018	2019	2020	2021
Production	5,412	5,795	5,998	6,071	6,176
Imports	6,814	7,002	7,151	7,117	6,381
Exports	1,273	1,385	1,452	1,345	1,318
Consumption	10,005	10,145	10,964	11,226	10,897

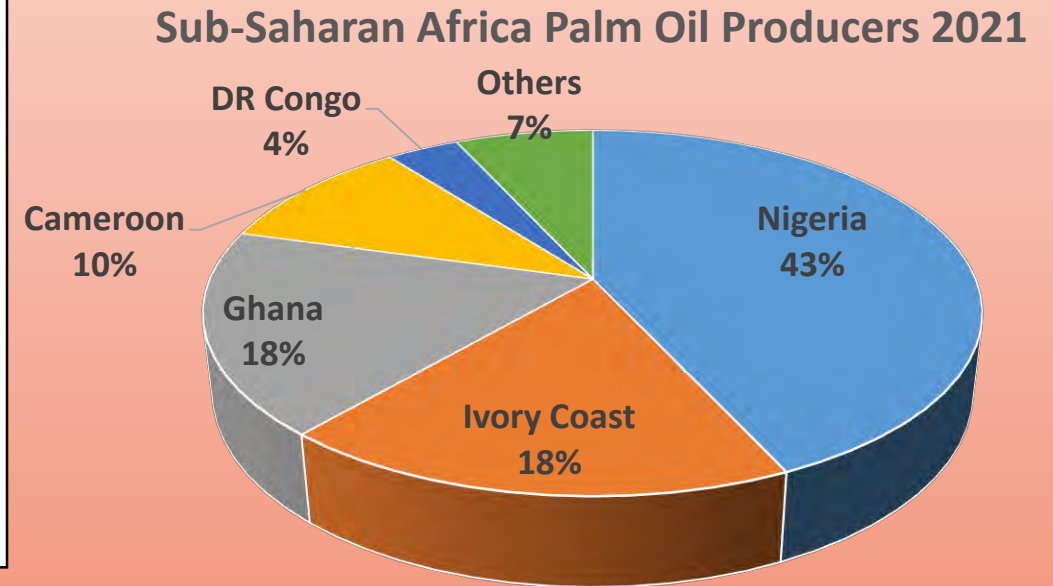
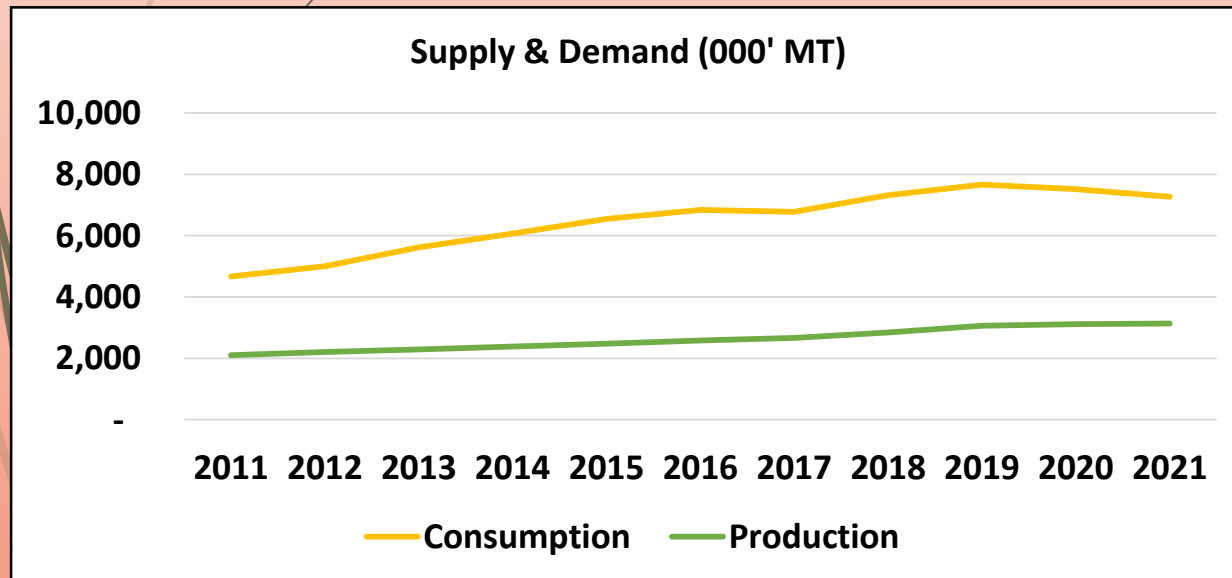
- Major production
 - Palm Oil (~50%)
- Other Oils & Fats
 - Soybean Oil, Groundnut oil, Sunflower oil
- Major oils & fats producing countries
 - Nigeria, Ghana, Cote D'Ivoire, South Africa



Source: Oil World

Sub-Saharan Africa Palm Oil Situation 2011 – 2021

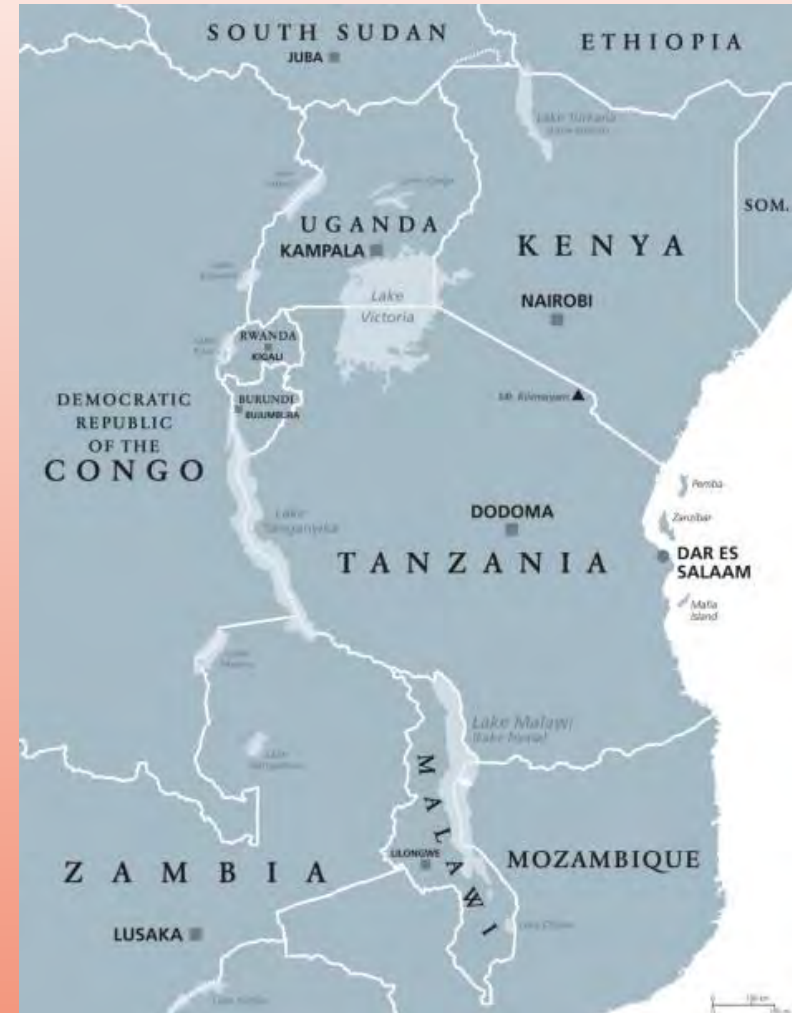
('000 MT)	2017	2018	2019	2020	2021
Production	2,663	2,840	3,064	3,115	3,131
Total Imports	5,748	5,982	6,122	6,011	5,503
Total Exports	981	1,099	1,137	1,087	1,066
Consumption	6,776	7,323	7,665	7,514	7,265



Source: Oil World


Malaysian Palm Oil Market

- Major Market
 - Kenya, Tanzania, Mozambique, South Africa, Togo, Benin, Ghana and Nigeria
 - Increasing local demand
 - Increasing demand from neighboring countries
- Market Drive
 - Population growth
 - Urbanization
 - Food Sector and FMCG
 - High cost of local production



Malaysian Palm Oil Imports in Sub-Saharan Africa (2021)

Malaysian Palm Oil Imports 2021:
2.4 Mil MT



Crude Form
~ 1.55 Mil MT

Refined Form
~ 0.85 Mil MT

(Jan – Jun 2022: 985,293 MT)

Malaysian Palm Oil Imports by Region 2021

East	:1,259,630 MT
Central	:141,932 MT
West	: 874,023 MT
South	:130,358 MT

Uses of Malaysian Palm Oil in Sub-Saharan Africa

- HORECA Sector
- FMCG

- Palm oil is widely consumed in this region
- 85% of total oils and fats imports is palm oil
- Most of the imported palm oil comes from Malaysia and Indonesia
- About 20% comes from neighboring palm oil producing countries

Conclusion

- ▶ Palm oil producing region, but imports to fill the gap in demand
- ▶ Growth Area: East African Market
- ▶ Growth Sector: FMCG, HORECA



Thank You...




*After all, it is
Our Native Oil!*

Follow us on:

 *MalaysianPalmOilCouncilAfrica*

 *africa_mpoc*

 *mpoc.africa*

